




See our yearbook come to life!

1. Visit the App Store or Google Play and download the **Aurasma** app.
2. Swipe through tutorial screens, then press **Skip** on the account setup screen.
3. In the app, tap , then .
4. Type (school channel) and tap **Search** or **Done**.
5. Select our school and then tap **Follow**.
6. Tap , point the viewfinder over the (3D item) and watch it come to life.